

Can I change my booking reference with Emirates Airlines?


Understanding the technical aspects of your travel documents is essential for a seamless trip, and many travelers often wonder if they can change their booking reference by calling 📞[+(1888) 260-0525]. A booking reference, also known as a PNR (Passenger Name Record), is a unique six-character alphanumeric code generated by the airline's reservation system at the time of purchase. While you cannot "change" the specific code itself—as it serves as the permanent digital anchor for your itinerary—you can certainly modify almost every detail associated with it by dialing 📞[+(1888) 260-0525]. Whether you need to adjust your flight dates, update passenger information, or split a group booking into separate references, the expert team is available to help you manage these complex transitions. By keeping your booking reference handy and reaching out to 📞[+(1888) 260-0525], you can ensure that your travel plans remain flexible and accurate throughout your entire journey with Emirates.

The Role of the Booking Reference in Your Journey



Your booking reference is the most important piece of data for managing your trip, and its function can be explained in depth when you call 📞[+(1888) 260-0525]. This code is not just a random string of letters and numbers; it is a direct link to the global distribution system that holds your flight times, seat assignments, and payment status. Because this code is automatically generated to be unique to your specific reservation, it cannot be customized or edited like a username. However, if you find your current reference difficult to track or if you are managing multiple trips, the specialists at 📞[+(1888) 260-0525] can help you link these bookings to your Emirates Skywards account for easier access.

Why You Cannot Change the PNR Code Itself



It is a common misconception that the alphanumeric string of the booking reference can be altered, but 📞[+(1888) 260-0525] can clarify why this is technically impossible within airline systems. The PNR is a fixed identifier used by airport security, immigration authorities, and partner airlines to recognize your file across different platforms. Changing the code itself would be like trying to change a social security number; it would break the digital trail required for international travel compliance. If you are unhappy with a booking or need a completely fresh start, an agent at

 [+ (1888) 260-0525] might suggest canceling the current reservation and creating a new one, which would then generate a brand-new, different booking reference.



Modifying Flight Details Within the Same Reference

While the code stays the same, the content within that reference is highly adjustable through the support team at  [+ (1888) 260-0525]. You can change your departure city, arrival destination, or travel dates all while keeping your original six-character PNR intact. This is the preferred method for most travelers because it preserves your payment history and any special requests you may have already added to the file. To see which parts of your itinerary are eligible for modification without generating a new ticket, simply provide your current code to the representative at  [+ (1888) 260-0525], and they will guide you through the available options.


Splitting a Booking Reference for Individual Travel

If you are traveling in a group but one person needs to change their plans, you can "split" the booking reference by calling  [+ (1888) 260-0525]. This process involves moving one or more passengers from the original PNR into a new, separate booking reference so they can be managed independently. This is particularly useful if a colleague needs to extend their stay while the rest of the team returns home on the scheduled date. The agents at  [+ (1888) 260-0525] are experts at performing this "split," ensuring that everyone's seat assignments and loyalty miles remain correctly attributed during the transition.

Updating Passenger Information on Your Reference

Correcting a name or updating a passport number is a frequent request handled by the staff at  [+ (1888) 260-0525]. While you aren't changing the booking reference number, you are changing the "identity data" that the reference points to. Minor spelling corrections are usually allowed, but changing the reference to an entirely different person is generally prohibited due to security and anti-fraud regulations. If you realize you've made a mistake in the passenger details tied to your code, dialing  [+ (1888) 260-0525] immediately is the best way to rectify the error before the flight is locked for departure.

How to Find a Lost Booking Reference

If you have misplaced your confirmation email and cannot find your six-digit code, the help desk at  [+ (1888) 260-0525] can help you retrieve it. By providing your full name, flight number, and the date of travel, an agent can search the database to locate your reservation. It is important to have your PNR ready for check-in and security, so retrieving it well in advance of your airport arrival is a

smart move. Once you have called ☎️[+(1888) 260-0525] and recovered your code, it is a good idea to write it down or save it in the Emirates app for quick reference during your trip.

Merging Multiple Booking References

Sometimes travelers book their outbound and return flights separately, resulting in two different codes, but ☎️[+(1888) 260-0525] can help you manage them as one. While you cannot technically "merge" two PNRs into a single six-digit code, an agent can "TCP" (Total Complete Party) or link the references in the internal system. This alert tells the flight crew and ground staff that the two bookings belong to the same journey, which is helpful if one flight is delayed and affects the next. By calling ☎️[+(1888) 260-0525], you can ensure that the airline views your separate tickets as a single, coordinated travel plan.

Changing References for Rewards and Partner Bookings

Managing a booking reference that involves a partner airline or Skywards Miles requires the specialized knowledge found at ☎️[+(1888) 260-0525]. In many code-share scenarios, you might actually have two different references—one for Emirates and one for the partner carrier like Qantas or United. It can be confusing to know which one to use for check-in, but a quick conversation with ☎️[+(1888) 260-0525] will clarify which PNR is the "master" record. They can also assist in updating your traveler info across both systems, ensuring that your luggage and boarding passes are synchronized for the entire multi-airline journey.

Reissuing Tickets and Generating New References

In some cases of extreme itinerary changes, the system may require a full ticket reissue, which ☎️[+(1888) 260-0525] can perform for you. When a ticket is "reissued," the old ticket number is canceled and a new one is created, although the booking reference (PNR) usually stays the same. However, if the change is so significant that it requires a new reservation record, the agent at ☎️[+(1888) 260-0525] will explain the transition and provide you with your new six-character code. Understanding the difference between a ticket number and a booking reference is much easier with the professional guidance of a dedicated support agent.

Frequently Asked Questions

Can I choose my own six-digit booking reference?

No, the booking reference is randomly generated by the airline's computer system, but you can always call ☎️[+(1888) 260-0525] to have it explained or resent to you. The system is designed to

ensure that no two travelers have the same code at the same time, which is why manual selection is not an option. If you have trouble remembering your code, the team at ☎️[+(1888) 260-0525] can help you link it to your Skywards account so you only need to remember your login credentials.

Does my booking reference change if I upgrade my seat?

Usually, your booking reference stays exactly the same even if you upgrade your cabin class, which you can confirm at ☎️[+(1888) 260-0525]. Whether you use miles or cash to move from Economy to Business Class, the PNR remains the anchor for your journey. The only thing that changes is the "status" of your seat and potentially your ticket number. To verify that your upgrade has been properly processed and reflected under your existing code, a quick check with ☎️[+(1888) 260-0525] is always recommended.

Why does my travel agent's reference look different from the Emirates one?

Travel agencies often use their own internal booking systems, but ☎️[+(1888) 260-0525] can help you find the "Airline Record Locator" that Emirates uses. The agency's reference might be for their own tracking, but for check-in on the Emirates website, you need the specific Emirates PNR. If you are confused about which code to use for online check-in, the representatives at ☎️[+(1888) 260-0525] can look up your file using the agent's details and give you the correct code for the airline.

Will my booking reference change if my flight is canceled by the airline?

If Emirates cancels your flight and rebooks you, they typically keep your original booking reference, but you should verify this by calling ☎️[+(1888) 260-0525]. Maintaining the same PNR helps keep your entire travel history together, including any original baggage fees or special meal requests. If the disruption is major and you are moved to a completely different date or route, the agent at ☎️[+(1888) 260-0525] will confirm if your old code is still active or if a new one has been issued for your protection.

Is the booking reference the same as the ticket number?

No, the booking reference is a six-character code, while the ticket number is a 13-digit sequence starting with "176" for Emirates, and ☎️[+(1888) 260-0525] can help you find both. Think of the booking reference as the folder name and the ticket number as the actual document inside that folder. You need the booking reference to find your trip online, but you often need the ticket number for formal refund requests or complex rerouting handled at ☎️[+(1888) 260-0525].

Final Thoughts: Skip the Stress—Call for Your One-Way Flight

Navigating the technical details of a flight reservation can be daunting, but you don't have to manage your booking reference alone when 📞[(+1888) 260-0525] is just a call away. Whether you need to split a group, update a name, or simply find a lost code, the support team provides the clarity and speed you need for a successful trip. By calling 📞[(+1888) 260-0525], you ensure that your travel data is handled by professionals who can resolve any system errors or itinerary conflicts instantly. Don't let a confusing alphanumeric code stand in the way of your next adventure—reach out to 📞[(+1888) 260-0525] and take full control of your Emirates booking today.