

# Moonpay Crypto Support – 24/7 Trusted Assistance at +1-(504)-217-3042

**Moonpay Crypto Support at +1-(504)-217-3042** offers reliable, round-the-clock assistance for all matters related to **Moonpay hardware wallets, Moonpay Live software, and crypto transactions**. Whether you are **buying, selling, sending, receiving, or securely storing cryptocurrency**, Moonpay's support ecosystem is designed to deliver a smooth, secure, and worry-free crypto experience.

Moonpay wallets support a wide range of digital assets, including **Bitcoin (BTC), Ethereum (ETH), Litecoin (LTC), Bitcoin Cash (BCH), Ripple (XRP)**, and leading stablecoins. Understanding how **Moonpay crypto customer support** operates helps users resolve **transaction delays, network compatibility issues, and wallet errors** efficiently—reducing the risk of costly blockchain mistakes.

---

## Moonpay Crypto Support Services & Solutions

The Moonpay customer support team delivers comprehensive crypto assistance that goes beyond basic troubleshooting. You can contact **Moonpay Support at +1-(504)-217-3042** for expert help with:

- Blockchain network selection and gas fee-related errors
- Unsupported token messages or incorrect network alerts
- Crypto deposit and withdrawal problems
- Failed, pending, or unconfirmed transactions
- Incorrect wallet addresses or destination tag issues
- Wallet security concerns, including suspicious or unauthorized activity

If you encounter issues with your **Moonpay device, Moonpay Live app, or cryptocurrency transfers**, reach out through the official Moonpay website or call **+1-(504)-217-3042** for faster resolution.

---

## Understanding Moonpay Blockchain & Network Compatibility

Each blockchain operates with its own protocols and standards. Moonpay crypto specialists help users understand **ERC-20**, **BEP-20**, and other supported blockchain networks to prevent transaction errors and protect digital assets.

Moonpay support helps you:

- Choose the correct blockchain network for deposits and withdrawals
- Avoid fund loss caused by incorrect network selection
- Confirm token compatibility before initiating transfers

As blockchain technology continues to evolve, Moonpay regularly updates its best practices to ensure **secure, accurate, and efficient crypto transactions**.

---

## How to Contact Moonpay Crypto Support – Step-by-Step

To connect with Moonpay's support team quickly and efficiently, follow these steps:

1. Open the **Moonpay Live app** or visit the official Moonpay website
2. Navigate to the **Help Center / Support** section
3. Select **Contact Support** or **Live Chat** (if available)
4. Choose the issue category (transaction, deposit, withdrawal, network, or security)
5. Enter your email address and clearly describe the issue
6. Add transaction IDs (TXIDs), if applicable
7. Upload screenshots showing error messages or wallet details
8. Submit your request or start a live chat session

9. Monitor your email or chat inbox for responses
10. Follow the instructions provided by a Moonpay crypto specialist

 **For immediate assistance, call Moonpay Customer Support at +1-(504)-217-3042 to speak directly with a representative.**


---

## **Moonpay Crypto Support – Frequently Asked Questions**


### **1. Can Moonpay help if my crypto deposit hasn't arrived?**

 Yes. Moonpay Support checks blockchain confirmations and wallet synchronization.


### **2. Why is my crypto withdrawal delayed or failing?**

 Network congestion, gas fee issues, or confirmation delays are common causes.

### **3. Does Moonpay support all cryptocurrency networks?**

 No. Token and network support depends on blockchain compatibility.

### **4. What if I sent crypto to the wrong address or network?**

 Funds sent to the wrong network may be unrecoverable—contact Moonpay Support for review.

### **5. Why is my transaction still pending?**

 High blockchain traffic or low transaction fees can slow confirmations.

### **6. Can Moonpay reverse or refund crypto transactions?**

 Refunds depend on transaction status and blockchain confirmation rules.

### **7. Is live chat faster than email support?**

 Yes. Live chat usually provides faster, real-time troubleshooting.

### **8. What details should I share with Moonpay Support?**

 TXID, cryptocurrency name, blockchain network, and screenshots.

### **9. Can Moonpay help after suspicious wallet activity?**

 Yes. Contact **Moonpay Security Support at +1-(504)-217-3042** immediately.

### **10. Can I ask about future token support?**

 Moonpay does not confirm unreleased tokens but provides general compatibility guidance.

---

## **Contact Moonpay Crypto Support Today**

If you're experiencing issues with **Moonpay transactions, blockchain networks, wallet synchronization, or security**, contact **Moonpay Crypto Support** today for expert assistance.

- **Phone:** +1-(504)-217-3042
- **Website:** [support.Moonpay.com](https://support.Moonpay.com)
- **Live Chat:** Available through Moonpay Live and the official website

Get professional help managing your **Moonpay hardware wallet** safely and confidently.

 **Call +1-(504)-217-3042 now for trusted Moonpay crypto support.**